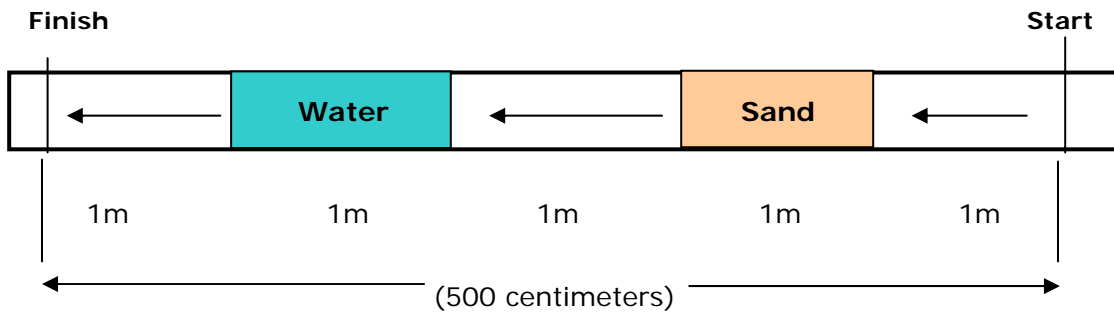





Leonardo 500 a mini-kinetic sculpture race
 July 21-22, 2007

The Leonardo 500 Racecourse

The 500-cm racecourse consists of flat sections, which are separated by water and sand obstacles. These top and side views illustrate the course layout.



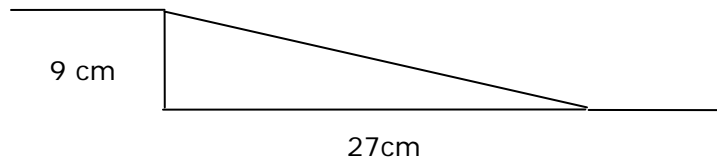
Top view



Side view in Section

The Racetrack

The Leonardo 500 track is wood-sealed with a urethane coat. Its top surface is approximately 50 cm above the ground. The track is 60-cm wide with 5-cm rails located along the edges. These rails may not be used for guidance or as a surface from which to propel the sculpture. Water and sand obstacles are 9-cm deep. Sloping ramps are located at the *Start* and *Finish*.



Start & Finish Ramps